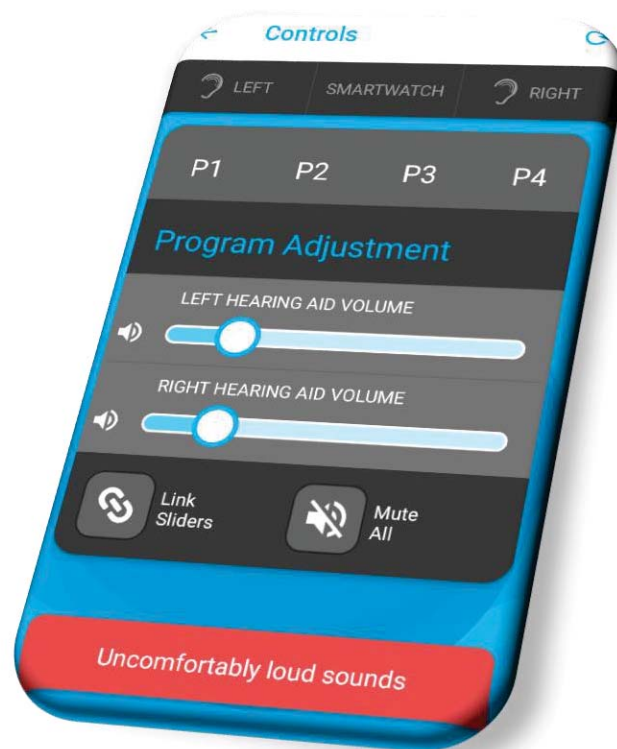


QUICK GUIDE

PROGRAM SWITCHING AND VOLUME CONTROLLING

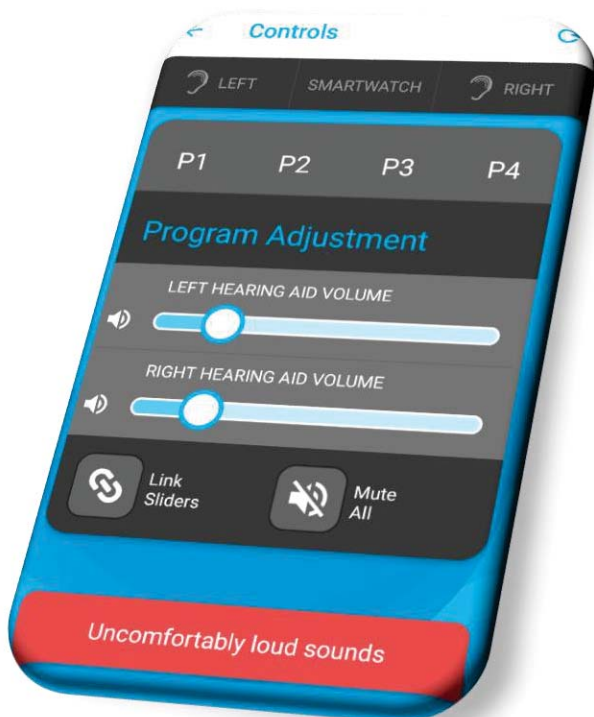
This is a guide to show you how to switch between the programs in your hearing aid(s) and adjust volume with the EVOTION app. The hearing aid(s) have four different programs that you can switch between. We ask you to freely change between the programs in different listening situations and select the one that fits you the best.



IMPORTANT

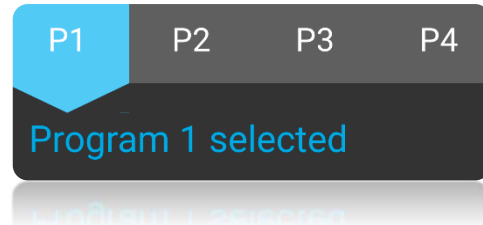
Keep your mobile phone with you at all times when wearing the hearing aids to guarantee connection between hearing aids and phone is not lost.

This is the **Controls** screen of the EVOTION app.



From here you can choose between the following programs.

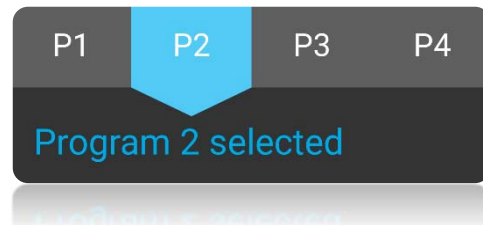
Program 1 (P1):



This program enhances sounds around you when you are **in quiet settings**. When there is a lot of noise, the hearing aid will focus mainly on speech and reduce the nearby noise.

Use this program for normal life situations.

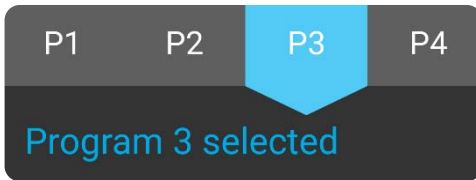
Program 2 (P2):



This program filters out unwanted sounds around you. It focuses on comfort and reduces background noise in all situations.

Use this program when you would like a more comfortable sound.

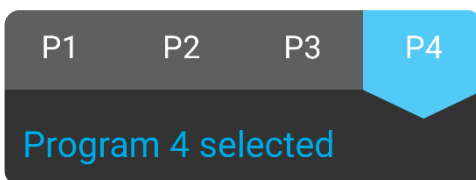
Program 3 (P3):



This program will strongly enhance sounds coming from the front. This program works well when you are face-to-face with the sound you want to focus on.

Use this program in noisy situations where it is difficult to talk with those in front of you.

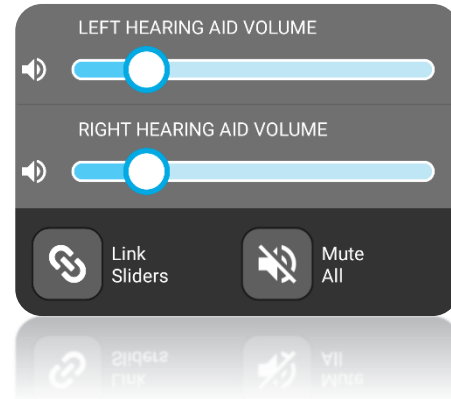
Program 4 (P4):



This program enhances as much sound around you as possible.

Use this program when you would like to hear as much sound around you as possible, and when for example listening to music.

Volume controlling



Change the volume of the hearing aid(s) by moving the Sliders. If you press the button "Link Sliders" you will be able to change the volume on both hearing aids just by using one of the Sliders.

If you press "Mute All" you will mute your hearing aid(s)

IMPORTANT

If you only have one hearing aid, it is only possible to change the volume with the EVOTION app. Use the Slider that matches your hearing aid ear.

We encourage you to use you hearing aids as much as possible.

REMEMBER *Hearing aids should always be removed when showering or sleeping.*

For general information about the hearing aids and how to handle them see the “**Instructions for Use**” guide.

For video tutorials please visit this website: